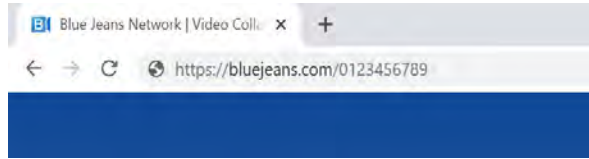



Join by Computer

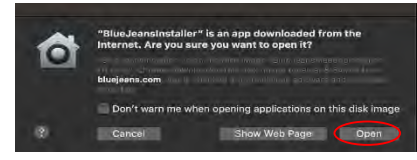
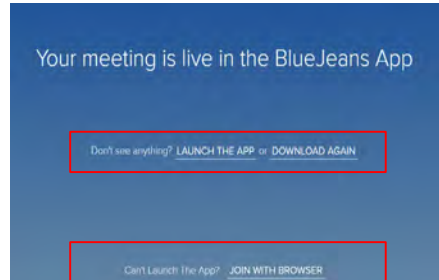
Audio and Video access




 Click on the meeting Link

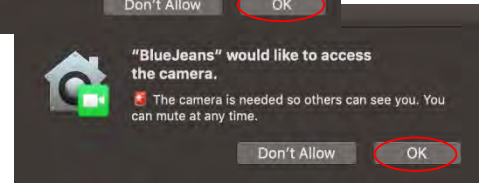
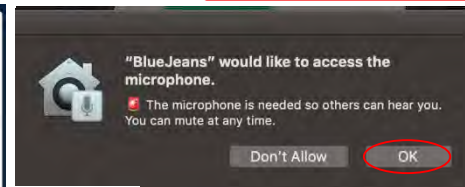
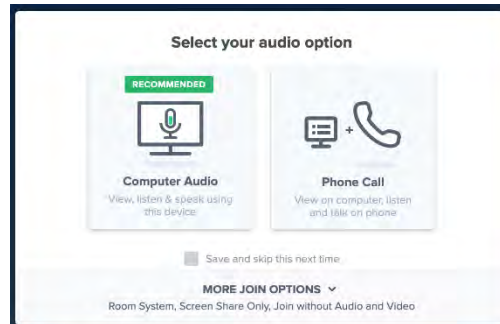



 Download and launch application OR Join via browser

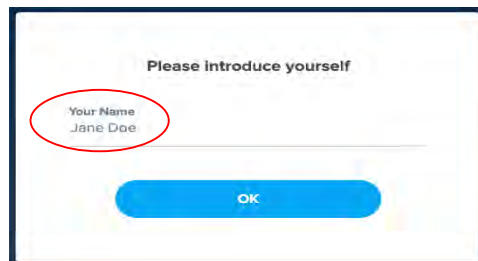



Preferred Browsers: Chrome, Firefox, Safari or Opera

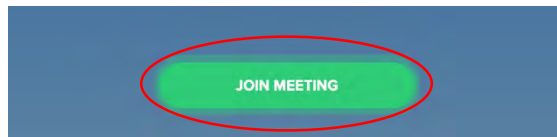
 Select your audio option



 If prompted, Introduce yourself



 Join the meeting





 Remember to mute your Camera and Mic when not speaking!

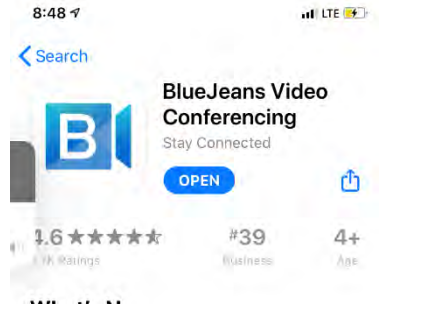



Join by Phone App

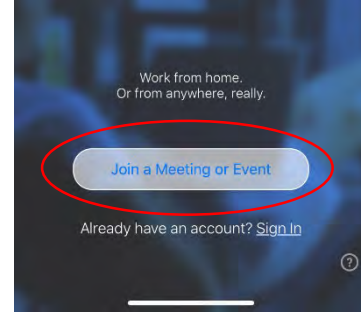
Audio and Video access



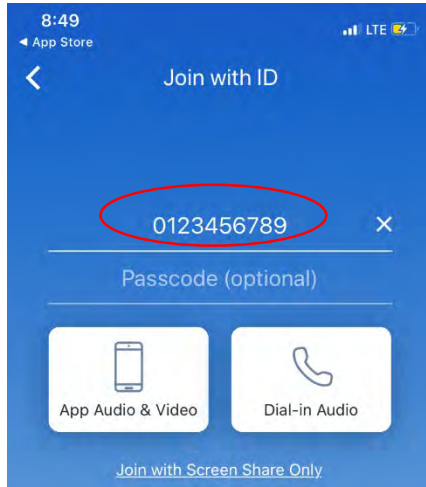
 **Download App before meeting: BlueJeans Video Conferencing**




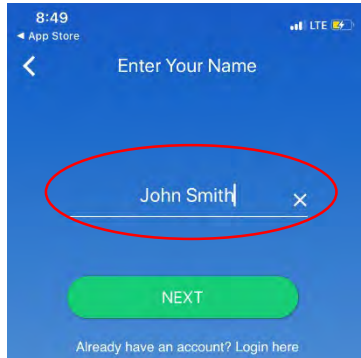
 **Select: Join a Meeting or Event**



 **Enter the meeting number from meeting invite**

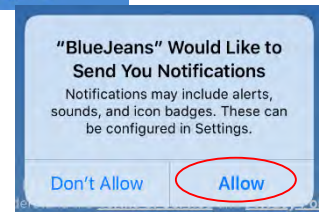
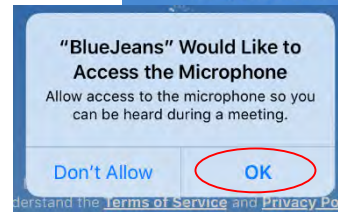
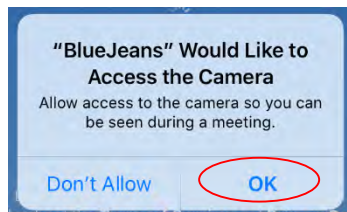



 **Select your audio option**

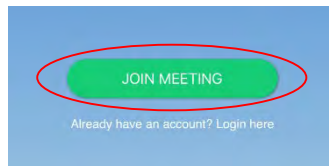


 **If prompted, Introduce yourself**


 **Grant application access**



 **Join the meeting**



 **Remember to mute your Camera and Mic when not speaking!**



Join by Phone

Audio access only



Dial the phone number provided



Enter the meeting number from meeting invite



Press pound



Remember to mute when you're not speaking!





Video: Joining a Meeting with the Desktop App

<https://support.bluejeans.com/s/article/Video-Joining-a-Meeting-with-the-Desktop-App>

Video: Joining the Meeting from a Browser

<https://support.bluejeans.com/s/article/Video-Joining-a-Meeting-from-a-Browser>



Video: BlueJeans for Android

<https://support.bluejeans.com/s/article/Video-Joining-a-meeting-from-the-Android-App>

Video: In-Meeting Experience

<https://support.bluejeans.com/s/article/Video-Sharing-Content-and-Interacting>

